

SimEvents[®] Release Notes

How to Contact MathWorks



www.mathworks.com Web
comp.soft-sys.matlab Newsgroup
www.mathworks.com/contact_TS.html Technical Support



suggest@mathworks.com Product enhancement suggestions
bugs@mathworks.com Bug reports
doc@mathworks.com Documentation error reports
service@mathworks.com Order status, license renewals, passcodes
info@mathworks.com Sales, pricing, and general information



508-647-7000 (Phone)



508-647-7001 (Fax)



The MathWorks, Inc.
3 Apple Hill Drive
Natick, MA 01760-2098

For contact information about worldwide offices, see the MathWorks Web site.

SimEvents[®] Release Notes

© COPYRIGHT 2005–2012 by The MathWorks, Inc.

The software described in this document is furnished under a license agreement. The software may be used or copied only under the terms of the license agreement. No part of this manual may be photocopied or reproduced in any form without prior written consent from The MathWorks, Inc.

FEDERAL ACQUISITION: This provision applies to all acquisitions of the Program and Documentation by, for, or through the federal government of the United States. By accepting delivery of the Program or Documentation, the government hereby agrees that this software or documentation qualifies as commercial computer software or commercial computer software documentation as such terms are used or defined in FAR 12.212, DFARS Part 227.72, and DFARS 252.227-7014. Accordingly, the terms and conditions of this Agreement and only those rights specified in this Agreement, shall pertain to and govern the use, modification, reproduction, release, performance, display, and disclosure of the Program and Documentation by the federal government (or other entity acquiring for or through the federal government) and shall supersede any conflicting contractual terms or conditions. If this License fails to meet the government's needs or is inconsistent in any respect with federal procurement law, the government agrees to return the Program and Documentation, unused, to The MathWorks, Inc.

Trademarks

MATLAB and Simulink are registered trademarks of The MathWorks, Inc. See www.mathworks.com/trademarks for a list of additional trademarks. Other product or brand names may be trademarks or registered trademarks of their respective holders.

Patents

MathWorks products are protected by one or more U.S. patents. Please see www.mathworks.com/patents for more information.

Summary by Version	1
Version 4.1 (R2012a) SimEvents Software	4
Version 4.0 (R2011b) SimEvents Software	13
Version 3.1.2 (R2011a) SimEvents Software	28
Version 3.1.1 (R2010b) SimEvents Software	29
Version 3.1 (R2010a) SimEvents Software	30
Version 3.0 (R2009b) SimEvents Software	37
Version 2.4 (R2009a) SimEvents Software	39
Version 2.3 (R2008b) SimEvents Software	44
Version 2.2 (R2008a) SimEvents Software	46
Version 2.1 (R2007b) SimEvents Software	49
Version 2.0 (R2007a) SimEvents Software	60
Version 1.2 (R2006b) SimEvents Software	69
Version 1.1 (R2006a) SimEvents Software	77
Version 1.0 (R14SP3+) SimEvents Software	79
Compatibility Summary for SimEvents Software	81

Summary by Version

This table provides quick access to what's new in each version. For clarification, see "Using Release Notes" on page 2.

Version (Release)	New Features and Changes	Version Compatibility Considerations	Fixed Bugs and Known Problems
Latest Version V4.1 (R2012a)	Yes Details	Yes Summary	Bug Reports
V4.0 (R2011b)	Yes Details	Yes Summary	Bug Reports
V3.1.2 (R2011a)	Yes Details	No	Bug Reports
V3.1.1 (R2010b)	No	No	Bug Reports Includes fixes
V3.1 (R2010a)	Yes Details	Yes Summary	Bug Reports Includes fixes
V3.0 (R2009b)	Yes Details	No	Bug Reports Includes fixes
V2.4 (R2009a)	Yes Details	Yes Summary	Bug Reports Includes fixes
V2.3 (R2008b)	Yes Details	No	Bug Reports Includes fixes
V2.2 (R2008a)	Yes Details	No	Bug Reports Includes fixes
V2.1 (R2007b)	Yes Details	Yes Summary	Bug Reports Includes fixes
V2.0 (R2007a)	Yes Details	Yes Summary	Bug Reports Includes fixes
V1.2 (R2006b)	Yes Details	Yes Summary	Bug Reports Includes fixes

Version (Release)	New Features and Changes	Version Compatibility Considerations	Fixed Bugs and Known Problems
V1.1 (R2006a)	Yes Details	Yes Summary	Bug Reports Includes fixes
V1.0 (R14SP3+)	Yes Details	Not applicable	Bug Reports

Using Release Notes

Use release notes when upgrading to a newer version to learn about:

- New features
- Changes
- Potential impact on your existing files and practices

Review the release notes for other MathWorks® products required for this product (for example, MATLAB® or Simulink®). Determine if enhancements, bugs, or compatibility considerations in other products impact you.

If you are upgrading from a software version other than the most recent one, review the current release notes and all interim versions. For example, when you upgrade from V1.0 to V1.2, review the release notes for V1.1 and V1.2.

What Is in the Release Notes

New Features and Changes

- New functionality
- Changes to existing functionality

Version Compatibility Considerations

When a new feature or change introduces a reported incompatibility between versions, the **Compatibility Considerations** subsection explains the impact.

Compatibility issues reported after the product release appear under Bug Reports at the MathWorks Web site. Bug fixes can sometimes result in incompatibilities, so review the fixed bugs in Bug Reports for any compatibility impact.

Fixed Bugs and Known Problems

MathWorks offers a user-searchable Bug Reports database so you can view Bug Reports. The development team updates this database at release time and as more information becomes available. Bug Reports include provisions for any known workarounds or file replacements. Information is available for bugs existing in or fixed in Release 14SP2 or later. Information is not available for all bugs in earlier releases.

Access Bug Reports using your MathWorks Account.

Documentation on the MathWorks Web Site

Related documentation is available on mathworks.com for the latest release and for previous releases:

- Latest product documentation
- Archived documentation

Version 4.1 (R2012a) SimEvents Software

This table summarizes what's new in Version 4.1 (R2012a):

New Features and Changes	Version Compatibility Considerations	Fixed Bugs and Known Problems
Yes Details below	Yes Summary	Bug Reports Includes fixes

- “New Configuration Parameter for Prevention of Implicit Event Duplication” on page 4
- “Support for Fixed-Step Solvers” on page 5
- “Enhanced Migration Workflow” on page 5
- “Changes to Modeling Semantics” on page 7
- “Block Library Changes” on page 10
- “Functions Being Removed” on page 11
- “Demos” on page 11

New Configuration Parameter for Prevention of Implicit Event Duplication

A new configuration parameter, **Prevent duplicate events on multiport blocks and branched signals**, has been added in this release. This parameter eliminates a condition known as *multifiring* that might exist in SimEvents® models with particular block configurations. Multifiring is an implicit result of the way that the software executes such block configurations and causes duplication of events when the model is simulated. You can find **Prevent duplicate events on multiport blocks and branched signals** in the Configuration Parameters dialog box of your model.

Compatibility Considerations

If you use the R2012a software to open a SimEvents model created in a release prior to R2011b, you see the configuration parameter **Prevent duplicate events on multiport blocks and branched signals** and can select it, but the configuration parameter does not function. To enable the functionality of

this parameter in a model created in a release prior to R2011b, first use the `seupdate` function to migrate the model to the latest version of the software. When the migration process is complete, in the **SimEvents** pane of the Configuration Parameters dialog box, select the **Prevent duplicate events on multiport blocks and branched signals** check box.

Support for Fixed-Step Solvers

Support for fixed-step solvers in SimEvents models has been added in this release. In previous releases, SimEvents models could be used with only variable-step solvers.

Compatibility Considerations

- If you do not select the configuration parameter **Prevent duplicate events on multiport blocks and branched signals** in your model, you cannot set the solver type to Fixed-step.
- If you use the R2012a software to open a SimEvents model created in a release prior to R2011b, you see the configuration parameter **Prevent duplicate events on multiport blocks and branched signals** and can select it, but the configuration parameter does not function. To enable the functionality of this parameter in a model created in a release prior to R2011b, first use the `seupdate` function to migrate the model to the latest version of the software. When the migration process is completed, in the **SimEvents** pane of the Configuration Parameters dialog box, select the **Prevent duplicate events on multiport blocks and branched signals** check box.

Enhanced Migration Workflow

Model Advisor Checks for SimEvents Models

The Simulink Model Advisor now checks your SimEvents model for certain issues that can be resolved either by migrating the model to the latest version of the software or by enabling functionality that is available in the latest version. You can use these Model Advisor checks as a starting point in the migration workflow for your model.

Use the Model Advisor checks for SimEvents to:

- Check whether your model contains legacy blocks. Legacy blocks are blocks from a version of SimEvents prior to 4.0 (R2011b). If you have legacy blocks in your model, your model does not have the benefit of feature updates and modeling syntax changes in the latest version of the software. If this Model Advisor check detects that your model contains legacy blocks, it instructs you to use the `seupdate` function to migrate your model to the latest version of the software.
- Check whether you have selected the configuration parameter **Prevent duplicate events on multiport blocks and branched signals** in your model. **Prevent duplicate events on multiport blocks and branched signals** resolves issues related to event duplication in SimEvents models. If the Model Advisor check detects that you have not selected this configuration parameter in your model, you can instruct the Model Advisor to select it.

Visual Appearance of Legacy Blocks

Legacy blocks are blocks from a version of SimEvents prior to 4.0 (R2011b). If your model contains legacy blocks, the software now visually labels these blocks so that when you view the model in the model editor, you can easily identify them. The software marks legacy blocks by placing an orange label, **legacy**, in the lower left-hand corner of the block. This visual marker helps you assess whether you need to use the `seupdate` function to migrate your model to the latest version of SimEvents.

Enhanced `seupdate` Migration Utility

The function `seupdate` was introduced in R2011b. The `seupdate` function is a migration utility that migrates a SimEvents model from a release prior to R2011b to the current release. This migration utility updates SimEvents and Simulink blocks. As necessary, it might also add gateway blocks to indicate transitions between event-based and time-based computational components of your model.

In this release, the following enhancements have been made to the `seupdate` function:

- Prior to model migration, software automatically backs up your model and associated libraries.

- Enhanced update report identifies conditions in your model that cause migration to fail and provides you with instructions to resolve the failure.
- Prior to running `seupdate`, you no longer have to open your model . The software automatically opens the model.
- Software checks for legacy queue blocks in your model and provides you with instructions to see if simulation results produced by these queue blocks will change as a result of updating the model.

Enhanced Visibility of Impact when Saving Models at Earlier Versions

If you use the `Save as` type: drop-down list to save your model at a version of SimEvents prior to 4.0 (R2011b), you now receive a warning in the MATLAB command window. This new warning informs you that the software has replaced unsupported blocks with empty subsystem blocks and that a loss of functionality in the model is likely to result. The message provides you with instructions to resolve the problem.

The software also now marks any unsupported blocks that it replaces with the text **Replaced** so that you can easily identify the replaced blocks when you open your model.

Changes to Modeling Semantics

Gateway Blocks Support Buses

You can now connect Simulink bus signals to gateway blocks in a SimEvents subsystem. In previous releases, if you connected a bus signal to a gateway block you saw an error message.

You can also now use the following blocks from the Simulink block library to manipulate bus signals in a SimEvents subsystem:

- Bus Creator
- Bus Selector
- Bus Assignment

Compatibility Considerations.

- In this release, you can connect a Simulink bus signal to only a SimEvents gateway block.
- If the SimEvents subsystem contains blocks from a previous release, you cannot connect a bus signal to a SimEvents gateway block. Before using bus signals in your model, first use the `seupdate` function to migrate your model to the latest version of the software.
- You can only use a bus signal in a SimEvents subsystem if you select the configuration parameter **Prevent duplicate events on multiport blocks and branched signals** in your model. After you use the `seupdate` function to migrate your model to the latest version of the software, you can enable this configuration parameter.

Enhanced Support for Simulink Subsystems

You can now use SimEvents blocks in Simulink Nonvirtual and Variant Subsystems, observing some specific guidelines, and in Simulink Virtual Subsystems without restriction. For more information, see “SimEvents Support for Simulink Subsystems”.

Compatibility Considerations.

- The only type of nonvirtual subsystem in which you can place SimEvents blocks is an Atomic Subsystem. You can only place SimEvents blocks in an Atomic Subsystem if you first select the configuration parameter **Prevent duplicate events on multiport blocks and branched signals**.
- If you use the R2012a software to open a SimEvents model created in a release prior to R2011b, you see the configuration parameter **Prevent duplicate events on multiport blocks and branched signals** and can select it, but the configuration parameter does not function. To enable the functionality of this parameter in a model created in a release prior to R2011b, first use the `seupdate` function to migrate the model to the latest version of the software. When the migration process is completed, in the **SimEvents** pane of the Configuration Parameters dialog box, select the **Prevent duplicate events on multiport blocks and branched signals** check box.

Changed Use of Event Priority Parameter

When you select the configuration parameter **Prevent duplicate events on multiport blocks and branched signals** in your model, the behavior of the **Event priority** parameter of the following blocks changes.

- Event Filter
- Signal-Based Function-Call Generator
- Signal Latch

When you select the configuration parameter **Prevent duplicate events on multiport blocks and branched signals**, the software uses the **Event priority** parameter of the blocks in the preceding list to help Simulink sort blocks in the model. For these blocks, the software no longer schedules an event that you can view on the SimEvents event calendar.

Compatibility Considerations.

- You do not see the changed behavior of the **Event priority** parameter for the listed blocks unless you select the configuration parameter **Prevent duplicate events on multiport blocks and branched signals** in your model.
- If you use the R2012a software to open a SimEvents model created in a release prior to R2011b, you see the configuration parameter **Prevent duplicate events on multiport blocks and branched signals** and can select it, but the configuration parameter will not function. To enable the functionality of this parameter in a model created in a release prior to R2011b, first use the `seupdate` function to migrate the model to the latest version of the software. When the migration process completes, in the **SimEvents** pane of the Configuration Parameters dialog box, select the **Prevent duplicate events on multiport blocks and branched signals** check box.
- If you do not select the configuration parameter **Prevent duplicate events on multiport blocks and branched signals** in your model, there is no change in the behavior of the **Event priority** parameter from previous releases. In previous releases, the software used the **Event priority** of each block to determine the order in which it processed events. You can use the SimEvents event calendar to view the events that the software has scheduled.

Block Library Changes

New Blocks

The Time-Based Function-Call Generator block has been added to the Generators/Function-Call Generators library.

Compatibility Considerations. To use the Time-Based Function-Call block in your SimEvents model, use the `seupdate` function to migrate the model to the latest version of the software.

Changes to Block Parameters

An extra diagnostic parameter, **Use of signals awaiting update during function call:** has been added to the Entity Departure Function-Call Generator block. This new parameter is visible in the Block Parameters dialog box, when you set the value of the **Timing of function call f1:** parameter of the block to `Before entity departure`. This new parameter does not function. However, if you do not also select the configuration parameter **Prevent duplicate events on multiport blocks and branched signals** in your model. When you configure the block in this way to generate a function-call before an entity departs the block, the function-call event might use signal values that are still awaiting update. If this situation arises, the new diagnostic parameter **Use of signals awaiting update during function call:** specifies the action you want the software to take.

You can select the following values for this parameter:

Value of Use of signals awaiting update during function call: parameter	Software Action
none	No action. Simulation runs normally.
warning	Warning generated in MATLAB command window. Simulation still runs.
error	Error generated in MATLAB command window. Simulation does not run.

The default value of the **Use of signals awaiting update during function call**: parameter of the Entity Departure Function-Call Generator block is error.

Compatibility Considerations. The configuration parameter **Use of signals awaiting update during function call**: of the Entity Departure Function-Call Generator block is not available in versions of this block from previous releases. To use this parameter, use the `seupdate` function to migrate the model that contains the Entity Departure Function-Call Generator to the latest version of the software.

Functions Being Removed

Affected Function	What Happens When You Use the Function?	Use This Instead
<code>simeventsstartup</code>	No longer works. You see a message in the MATLAB command window to tell you that no changes are made to your model.	In the Configuration Parameters dialog box, manually choose settings appropriate for your discrete-event model.
<code>simeventsconfig</code>	Still works. Function will be removed in a future release.	In the Configuration Parameters dialog box, manually choose settings appropriate for your discrete-event model.

Demos

New Demo

The demo listed in the following table has been added in this release.

Name	Model
Effects of Communication Delays on an ABS Control System	sedemo_absbrake_can.mdl

Demos Removed

The demos listed in the following table have been removed in this release.

Name	Model
Asynchronous Clock Domains	sedemo_async_clocks.mdl
Asynchronous Execution of a Stateflow Chart	sedemo_async_stateflow.mdl

Version 4.0 (R2011b) SimEvents Software

This table summarizes what's new in Version 4.0 (R2011b):

New Features and Changes	Version Compatibility Considerations	Fixed Bugs and Known Problems
Yes Details below	Yes Summary	Bug Reports Includes fixes

New features and changes introduced in this version are:

- “Major Changes to Discrete-Event Modeling” on page 13
- “Modeling Syntax Enhancements” on page 14
- “Animation and Debugging Enhancements” on page 16
- “Changes in Blocks and Modeling Semantics” on page 17
- “Model Acceleration Changes” on page 23
- “Block Library Changes” on page 24
- “Functions Being Removed” on page 26
- “Demos” on page 26

Major Changes to Discrete-Event Modeling

This release contains a number of improvements and changes in the software:

- Enhanced modeling syntax clearly differentiates event-driven from time-driven components.
- Opt-in upgrade workflow helps migrate models to leverage enhanced modeling syntax.
- Entity and signal animation enable better insight into event-based execution.
- Improved simulation speed and memory performance scales to support large models.
- Increased support for Simulink blocks from Math and Logic libraries directly in event-driven computations.

- Support for MATLAB Function and Stateflow Chart blocks to integrate MATLAB algorithms and control logic into discrete-event models.
- New Event Filter block can be combined with Atomic Subsystem blocks to define custom event-triggered computational components.

Compatibility Considerations

To take advantage of the new modeling syntax in models and libraries built prior to V4.0 (R2011b), you must follow a conversion procedure using the new command, `seupdate`. This command:

- Runs `slupdate` to perform all upgrades related to Simulink in the models.
- Replaces SimEvents and Simulink blocks with their R2011b counterparts.
- Replaces instances of the Discrete Event Subsystem block with the Simulink Atomic Subsystem block.
- Inserts new gateway blocks to delineate the boundaries between event-based portions and time-based portions of the model.

After running `seupdate`, you might notice small changes in model behavior as a result of the refinements to the event-based modeling semantics. Verify the operation of your model and, if necessary, modify it. For further information, see “Migrating SimEvents Models”.

Note The modeling paradigm from releases prior to R2011b continues to work. You can upgrade your models at any appropriate time. To continue to create or work with models from previous releases, use the `simevents('3')` command to access the block library from the previous release.

Modeling Syntax Enhancements

Gateway Blocks

The SimEvents library has new blocks that help delineate the boundary between event-based and time-based signals, and event-based based and time-based function-calls. The new Gateways sublibrary contains these blocks:

- Event to Timed Signal
- Event to Timed Function-Call
- Timed to Event Signal
- Timed to Event Function-Call

Input Port Styles

After you compile a model, all blocks with event-based signal inputs show an empty arrowhead to indicate that the blocks are executing in the event-based domain.

Simulink Blocks in Event-Based Computations

The following Simulink blocks can now operate directly on event-based computations. In previous releases, you had to contain these blocks in a discrete-event subsystem.

- Subset of blocks from Math Operations library
- Subset of blocks from Logic and Bit Operations library
- Atomic Subsystem block
- MATLAB Function block
- Stateflow Chart block
- Scope block
- To Workspace block
- Display block

In addition, you can connect a block from the SimEvents Signal Generator library to a supported Simulink block that has only one input port.

Atomic Subsystem and Event Filter for Better Control on Event-Based Execution

The Simulink Atomic Subsystem block replaces the Discrete Event Subsystem block. The Atomic Subsystem blocks ensures that a set of blocks participate in event-based execution. Additionally, you can use the new Event Filter block

to conditionalize, suppress, and prioritize execution of Atomic Subsystem blocks participating in event-based execution.

Animation and Debugging Enhancements

The SimEvents Debugger has been updated to incorporate an animation capability that shows both entity movement and event-based signal execution. The following command facilitates animation in the debugger:

- The new `sedb.animate` command facilitates animation in the debugger. `sedb.animate` enables and disables animation, and controls the animation speed.

The debugger has several new and refined capabilities:

- Sets entity breakpoints.
- Supports multiple event calendars, one for each discrete-event system that your model might have.
- Entries for gateway, event filter, function-call generation blocks
- Head-of-queue-change event for queue blocks (`NewHeadOfQueue`).
- Sorted order for blocks is displayed. You can now view the sorted order for blocks either in the debugger or the Simulink editor. To enable the sorted order of blocks in a model, in the Simulink editor, select **Format > Block Displays > Sorted Order**.
- Debugger session function updates are:
 - `sedb.enbreak`, a new command, that breaks on any operation involving a given entity.
 - `sedb.blklist` lists gateway blocks and Simulink blocks.
 - `sedb.detail` has an option to show signal updates.
 - `sedb.evcal` supports multiple event calendars.

Note You cannot set breakpoints for Simulink controlled blocks.

For more information, see “Animating Signals and Entities”.

Changes in Blocks and Modeling Semantics

Change in Entity Arrivals at Empty Queue

The following blocks behave differently when an entity arrives at an empty queue, and process a new type of event on the event calendar:

- FIFO Queue
- LIFO Queue
- Priority Queue

In V4.0 (R2011b), when an entity arrives at a queue block:

- The queue stores the entity.
- The **#n** output signal, if present, is update to indicate the arrival of the entity.
- The queue block schedules a `NewHeadOfQueue` event on the event calendar. The event time is the current simulation time. When executing this event, the queue attempts to advance the entity to the next block.

This behavior does not depend on whether the queue is empty or whether the arriving entity can advance. Even if the entity can advance to the next block with no time delay, the simulation might process other operations between the arrival and departure of the entity. For example, the sample time hit registered in the **#n** signal might cause other operations to occur before the entity departs.

In earlier versions, when an entity arrived at an empty queue and advanced to the next block, the entity advanced immediately. The simulation did not process other operations between the arrival and departure of the entity. From this release forward, the **#n** output signal from the queue block has a sample time hit, with a value of 1 to indicate the arrival of the entity. The SimEvents debugger does not show a `NewHeadOfQueue` event.

Compatibility Considerations. The queue blocks available from the SimEvents library include the R2011b behavior changes. If you do not upgrade your legacy models, the models use older blocks that do not include the R2011b behavior changes.

If you upgrade your legacy models, you might observe changes in simulation behavior as a result of the queue upgrades.

- When an entity arrives at an empty queue and leaves the queue immediately, there is an additional sample time hit of the **#n** signal.
- When an entity arrives at an empty queue, there is the potential for other operations to occur between the arrival and departure of the entity. The rules described in “Processing Sequence for Simultaneous Events” are still in effect. However, when an empty queue has an arrival followed by a departure at the same value of the simulation clock, sequences described there as arbitrary might be different between this version and earlier versions.
- The new `NewHeadOfQueue` event changes the way the SimEvents debugger steps through your simulation. For example, if you execute `sedb.step` 10 times and those steps include a `NewHeadOfQueue` event, the 10th step reaches a different point in the simulation compared to an earlier version.

Arrival of Entity Placed at Head of Queue

When an entity arrives at a queue and becomes the new head of queue entity, the following blocks behave differently from previous releases. These blocks now process a new type of event on the event calendar:

- FIFO Queue
- LIFO Queue
- Priority Queue

In V4.0 (R2011b), when an entity arrives at a queue block:

- The queue stores the entity.
- The **#n** output signal, if present, is updated to indicate the arrival of the entity.

- The queue block schedules a `NewHeadOfQueue` event on the event calendar. The event time is the current simulation time. When executing this event, the queue attempts to advance the entity to the next block.

This behavior does not depend on whether the queue is empty or whether the arriving entity can advance. Even if the entity can advance to the next block with no time delay, the simulation might process other operations between the arrival and departure of the entity. For example, the sample time hit in the `#n` signal might cause other operations to occur before the entity departs.

In earlier versions, when an entity arrived at a queue and did advance to the next block, the entity advanced immediately. The simulation did not process other operations between the arrival and departure of the entity. The `#n` output signal from the queue block had a sample time hit, with a value of 1, to indicate the arrival of the entity. The SimEvents debugger did not show a `NewHeadOfQueue` event.

Compatibility Considerations. Only the queue blocks available from the SimEvents library include the R2011b behavior changes. If you do not upgrade your legacy models, the models use older blocks that do not include these behavior changes.

If you upgrade your legacy models, you might observe changes in simulation behavior:

- When an entity arrives at a queue and leaves the queue immediately, there is an additional sample time hit of the `#n` signal.
- When an entity arrives at a queue, there is the potential for other operations to occur between the arrival and departure of the entity. The rules described in “Processing Sequence for Simultaneous Events” are still in effect. However, when a queue has an arrival followed by a departure at the same value of the simulation clock, sequences described there as arbitrary might be different between this version and earlier versions.
- The new `NewHeadOfQueue` event changes the way that the SimEvents debugger steps through your simulation. For example, if you execute `sedb.step 10` times and those steps include a `NewHeadOfQueue` event, the 10th step reaches a different point in the simulation compared to an earlier version.

Change to Sorted Order of Hybrid Systems

SimEvents blocks now simulate in the appropriate order in hybrid systems. In previous releases, SimEvents blocks were scheduled to simulate at the end of a sorted list.

Discrete Event Signal to Workspace Block Records Initial Value

When the Discrete Event Signal to Workspace block creates a workspace variable, it includes the initial value of the signal, if any. In earlier versions, the workspace variable did not include the initial value of the signal.

Compatibility Considerations.

One or more initial values are now recorded. There is at least one more data entry at time 0.

Statistical Output Signals Have Updates Throughout Simulation

When a SimEvents block has built-in capabilities to produce statistical output signals, such as the number of entities that have departed from the block, the corresponding parameter in the block dialog box has a check box to indicate on and off. The blocks available from the SimEvents library no longer offer the `Upon stop` or `pause` option.

Compatibility Considerations. If you use the `seupdate` function to update a legacy model in which a SimEvents block has a parameter set to `Upon stop` or `pause`, the function sets the corresponding parameter in the replacement block to `On`. As a result, the signal has sample time hits at simulation times that do not necessarily correspond to the end of the simulation or a time at which you pause the simulation.

Tip If you want to create a variable in the MATLAB workspace containing the final value of the signal, use the `To Workspace` or `Discrete Event Signal to Workspace` block. In either block, set the **Limit data points to last** parameter to 1.

Configuration Parameter Race Condition Detection Changes

The default values of the **SimEvents > Diagnostics** parameters have changed. You can now create better models with better race condition checking.

Parameter	New Value	Old Value
Attribute output delayed relative to entities	error	warning
Response to function call delayed relative to entities	error	warning
Statistical Output Delayed Relative to Entities	none	warning

Related to these changes, the `simeventsconfig` has been updated. The `simeventsconfig` command now displays a list of all the parameter values that it can change, and then prompts you to enable these changes.

Compatibility Considerations. Because of the more stringent default race conditions diagnostics, existing models that generated warnings now generate errors and do not work. Modify your models as appropriate.

Block, Event, and Entity Identifiers

When you use `seupdate` to update a model from a previous release, the block, event, and entity identifiers might change from those in the original model.

Compatibility Considerations. If you have existing scripts or applications that use block, event, or entity identifiers in the debugger, update them to use the new identifiers. To determine the new identifiers, manually debug the model with the debugger.

SimEvents Support for Variant Subsystems

A model cannot contain a Variant Subsystem block that contains SimEvents blocks. In a discrete-event system, a Variant Subsystem block can only contain Simulink blocks that the SimEvents software supports. See “Blocks That Support Event-Based Input Signals” for a list of these blocks.

Discrete Event Signal to Workspace Block Can Reside in Atomic Subsystem

The Discrete Event Signal to Workspace block available from the SimEvents library can reside in any atomic subsystem. In previous releases, the block had the restriction described in “Discrete Event Signal to Workspace Block Clarifies Timing” on page 43.

Set Attribute and Get Attribute Blocks Can Process at Most 32 Attributes

The Set Attribute and Get Attribute blocks can set and get, respectively, a maximum of 32 attributes per block instance.

Compatibility Considerations. To set more than 32 attributes, connect two or more Set Attribute blocks. Configure each block to set at most 32 attributes.

To get more than 32 attributes, connect two or more Get Attribute blocks. Configure each block to get at most 32 attributes.

Attribute Propagation Changes

A named attribute now has fixed dimensions and complexity within a discrete-event system. Multiple discrete-event systems within a model can have their own definitions of the same named attribute. In previous releases, attribute value characteristics were consistent across the whole model.

Parameter Handling Change for Routing and Entity Management Blocks

For blocks in the Routing and Entity Management libraries, the **Number of entity input ports** and **Number of entity output ports** parameters are no longer restricted to literal values. Instead, the parameter value can be any of the following:

- Literal value
- Name of a workspace variable
- Expression that the block evaluates

Change in Execution Order of Simultaneous Events with Same Priorities

In both current and previous releases, the execution order of simultaneous events with the same priorities has changed.

For example, if the configuration parameter **SimEvents > Execution order** of your model is configured to **Arbitrary** for the processing of simultaneous events, and this model has multiple entity generator blocks, each generator generates entities at the start of simulation with the same priority. In previous releases, the entity generator block that generated the first entity might be different.

Compatibility Consideration. To control the execution order of simultaneous events, in the block configuration, change the priority values of the events so that they are all different.

Model Acceleration Changes

Rapid Simulation Support

SimEvents software does not support rapid simulation after you perform the upgrade process using the `seupdate` function. In this release, performance was greatly enhanced, removing the need for the performance enhancement of rapid simulation.

New Blocks Do Not Support Accelerator Mode

The blocks that support the new paradigm do not support Accelerator Mode.

Compatibility Considerations. If Accelerator Mode is essential to your work with SimEvents models, you should not use the `seupdate` function to update your SimEvents models and the custom libraries on which those models depend. Instead, you should continue using the older set of SimEvents blocks, from Releases R2009b through R2011a.

Block Library Changes

Updated SimEvents Library

This release provides an updated SimEvents library. After you convert your model with `seupdate`, you can use blocks from this library after you convert your model. The `simeventslib` command displays the updated library.

If you want to continue to use your model from a previous release and add blocks to it, use `simevents('3')`.

Note You cannot use blocks from the updated library in a model from a previous release. You also cannot use blocks from a previously released SimEvents library in an R2011b model.

Library Changes

The Event Translation, Probes, and SimEvents User-Defined Functions sublibraries no longer exist. The contents of these sublibraries have either been removed or moved to other sublibraries.

Libraries	Current Status
Event Translation	The blocks in this library have been replaced. See “Blocks Being Removed” on page 25.
Probes	Entity Departure Counter has moved to the Entity Management sublibrary.
SimEvents User-Defined Functions	Attributes Function has moved to the Attributes sublibrary.

New Blocks

New gateway blocks (“Gateway Blocks” on page 14) and the Event Filter block have been added to the Gateways and the SimEvents Ports and Subsystem libraries, respectively.

Blocks Being Removed

Affected Blocks	What Happens When You Use the Block?	Use This Instead	Compatibility Considerations
<ul style="list-style-type: none"> • Discrete Event Subsystem • Discrete Event Inport • Discrete Event Outport • Subsystem Configuration 	<p>If the model contains only blocks from earlier versions, the simulation still runs.</p> <p>If the model contains any SimEvents blocks from this version, the simulation produces errors.</p>	Atomic Subsystem, with inports potentially connected to Event Filter blocks	To learn how to update your legacy models using the <code>seupdate</code> function, see “Migrating SimEvents Models”.
<ul style="list-style-type: none"> • Entity Departure Event to Function-Call Event • Entity Departure Event to Function-Call Event Generator 	<p>If the model contains only blocks from earlier versions, the simulation still runs.</p> <p>If the model contains any SimEvents blocks from this version, the simulation produces errors.</p>	Entity Departure Function-Call Generator	To learn how to update your legacy models using the <code>seupdate</code> function, see “Compatibility Considerations” on page 14.
<ul style="list-style-type: none"> • Signal-Based Event to Function-Call Event • Signal-Based Event to Function-Call Event Generator 	<p>If the model contains only blocks from earlier versions, the simulation still runs.</p> <p>If the model contains any SimEvents blocks from this version, the simulation produces errors.</p>	Signal-Based Function-Call Generator	Replace block

Functions Being Removed

Affected Function	What Happens When You Use the Function?	Use This Instead	Compatibility Considerations
<ul style="list-style-type: none"> simeventsstartup 	Still works. You see a warning message about future removal.	simeventsconfig	Replace existing instances of simeventsstartup with simeventsconfig.

Demos

Updated Demos in the Product

The SimEvents demos have been updated to V4.0. The demos listed in the table have been removed.

Name	Model
Anti-Lock Braking System (ABS) Model Using CAN Communications	sedemo_absbrake_can.mdl
Anti-Lock Braking System (ABS) Model with Queuing Delay	sedemo_absbrake_delay.mdl, sedemo_absbrake_nodelay.mdl
Time-Driven and Event-Driven Addition	sedemo_add_num_in_two_queues.mdl
Astable Multivibrator Circuit	sedemo_astable_multivibrator.mdl
Event Priorities	sedemo_event_priorities.mdl
FIFO Buffer: Architectural Model	sedemo_fifo_architectural.mdl
Rate-Based Shared Processor	sedemo_rate_based_proc.mdl
Shared Access Communications Media	sedemo_shared_access_media.mdl
Shared Communication Buffer Management	sedemo_shared_buffer_mgmt.mdl

Name	Model
Tank Filling Station	sedemo_tank_filling_station.mdl
Batch Discrete-Event Simulations Using Rapid Simulation Target	sedemo_rsim_resource_alloc_m

Updated Demos and Examples in the Documentation

SimEvents examples in the documentation have been updated to V4.0.

Version 3.1.2 (R2011a) SimEvents Software

This table summarizes what's new in Version 3.1.2 (R2011a):

New Features and Changes	Version Compatibility Considerations	Fixed Bugs and Known Problems
Yes Details below	No	Bug Reports

New features and changes introduced in this version are described here:

Changes in Menu of Scope Figure Window

In the figure window that corresponds to any SimEvents scope block, the following menu options no longer appear:

- **File > Page Setup**
- **File > Print Setup**

Instead, if you select the **File > Print Preview** menu option, a dialog box opens with similar page and print setup functionality.

Version 3.1.1 (R2010b) SimEvents Software

This table summarizes what's new in Version 3.1.1 (R2010b):

New Features and Changes	Version Compatibility Considerations	Fixed Bugs and Known Problems
No	No	Bug Reports Includes fixes

Version 3.1 (R2010a) SimEvents Software

This table summarizes what's new in Version 3.1 (R2010a):

New Features and Changes	Version Compatibility Considerations	Fixed Bugs and Known Problems
Yes Details below	Yes Summary	Bug Reports Includes fixes

New features and changes introduced in this version are

- “Block-Based Breakpoints in Debugger” on page 30
- “Block Operations Information in Debugger” on page 30
- “Changes in Behavior of Pending Entity Signals” on page 31
- “Renaming of Parameter to Enable Pending Entity Signal” on page 35
- “Expanded Options for Opening Release Gate” on page 35
- “Blocks in Attributes Library Must Get or Set at Least One Attribute” on page 36
- “Parameters and Parameter Values Being Removed” on page 36

Block-Based Breakpoints in Debugger

With the SimEvents debugger, you can investigate the behavior of particular blocks using block-based breakpoints. After you establish a breakpoint on a block, the debugger suspends the simulation when that block is about to perform certain operations. For details, see these resources:

- `sedb.blkbreak` function reference page
- “Defining a Breakpoint”
- “Using Breakpoints During Debugging”
- “Block Operations Relevant for Block Breakpoints”

Block Operations Information in Debugger

These blocks now include their operations in the simulation log:

- Discrete Event Signal to Workspace
- Instantaneous Event Counting Scope
- Signal Scope
- X-Y Signal Scope

These blocks now appear in the output of the `sedb.blklist` function and are valid as inputs to the `sedb.blkinfo` function:

- Discrete Event Signal to Workspace
- Discrete Event Subsystem
- Instantaneous Event Counting Scope

The `sedb.blklist` function sorts its Command Window output and cell array output by block names instead of by block identifiers.

Compatibility Considerations

If you have code that manipulates or indexes into the output cell array from `sedb.blklist`, you might need to update the code to reflect new rows or a different sequence of rows.

Changes in Behavior of Pending Entity Signals

The blocks in the following table have an optional `pe` or `#pe` signal output port. The signals at these ports provide information about pending entities in the block. The port behaviors are now simpler and more consistent across the various blocks.

Block	Has Optional <code>pe</code> Port	Has Optional <code>#pe</code> Port
Event-Based Entity Generator	Yes	No
Infinite Server	Yes	Yes
N-Server	Yes	Yes
Output Switch	Yes	No

Block	Has Optional pe Port	Has Optional #pe Port
Single Server	Yes	No
Time-Based Entity Generator	Yes	No

In V3.1 (R2010a), a pending entity is an entity that has tried and failed to depart from the block in which the entity resides.

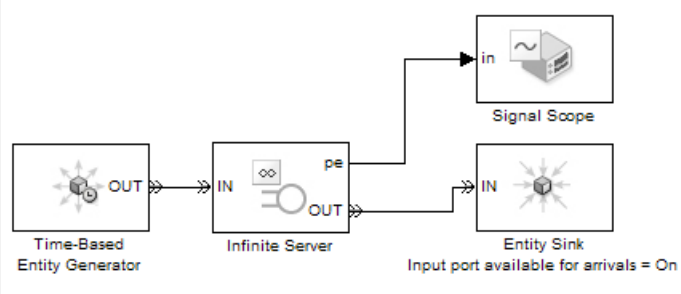
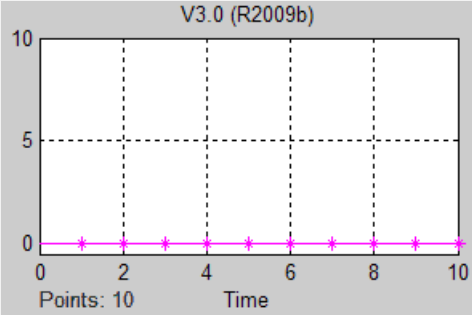
When a block produces a **pe** output signal, the signal has an update (that is, a sample time hit) whenever there is a change in the set of pending entities that the block stores. The signal value is:

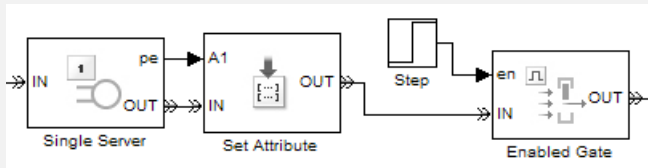
- 1, if the block stores one or more pending entities
- 0, if the block does not store any pending entities

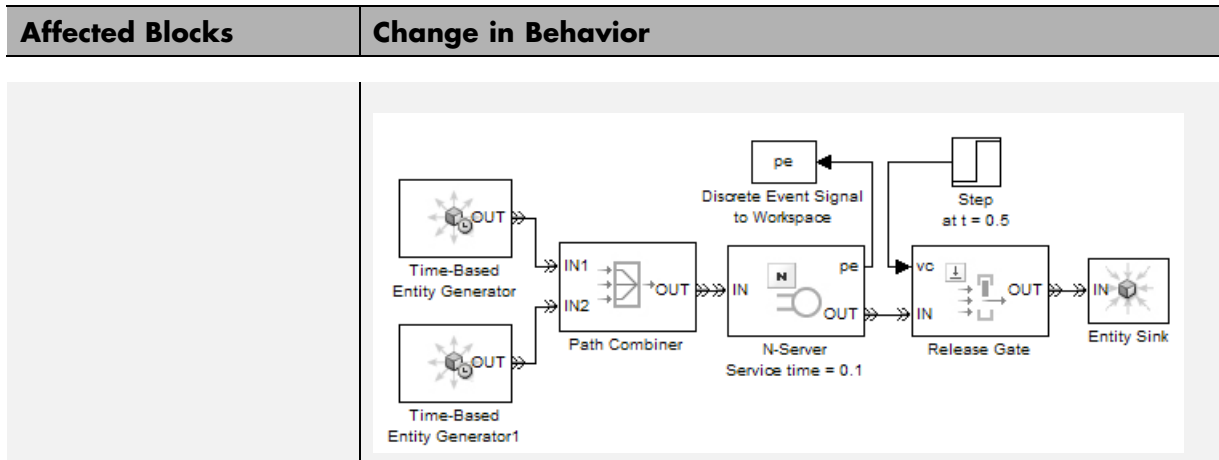
When a block produces a **#pe** output signal, the signal has an update whenever there is a change in the set of pending entities that the block stores. The signal value is the number of pending entities that the block stores.

Compatibility Considerations

If your models use the **pe** or **#pe** signal to control simulation behavior, perform computations, or return results, your models might behave differently. The table summarizes the behavioral changes most likely to affect your models. For typical uses of the **#pe** signal, in which redundant sample time hits with the same value do not matter, the behavioral changes do not change the simulation results.

Affected Blocks	Change in Behavior
<ul style="list-style-type: none"> • Event-Based Entity Generator • Infinite Server • N-Server • Output Switch • Single Server • Time-Based Entity Generator 	<p>The pe signal does not have a sample time hit to reflect that an entity departs the first time it tries to depart. Such an entity is not a pending entity because it does not fail to depart.</p> <p>The same information is true for #pe in blocks that offer this port.</p> <p>Example</p> <p>In V3.1 (R2010a), the next model produces a plot containing no points because no entity fails to depart from the server.</p>  <p>In V3.0 (R2009b), the same model produces a plot that shows sample time hits in the pe signal when entities depart.</p> 
<ul style="list-style-type: none"> • Event-Based Entity Generator • Infinite Server • N-Server 	<p>When pe reflects the departure or other removal of a pending entity, the sample time hit occurs after the pending entity is no longer in the block. In earlier versions, when the pending entity is the only pending entity in the block, the sample time hit occurs when the departure or other removal is imminent. The sample time</p>

Affected Blocks	Change in Behavior
<ul style="list-style-type: none"> • Output Switch • Single Server • Time-Based Entity Generator 	<p>hit occurs at the same simulation time, but in a different sequence compared to other simultaneous events.</p> <p>Example</p> <p>The model, whose fragment appears in the next figure, behaves differently in different versions. Suppose a pending entity is in the server when the gate opens. In V3.1 (R2010a), the entity advances and acquires an attribute value of 1 from the pe signal. In earlier versions, the pe signal changes from 1 to 0 before the entity departs. As a result, when the entity advances, it acquires an attribute value of 0.</p> 
<ul style="list-style-type: none"> • Event-Based Entity Generator • Time-Based Entity Generator 	<p>When you configure the block to produce an error if an entity fails to depart, the error situation does not cause a sample time hit in pe. In this configuration, the block cannot store any pending entities, so there is no storage action to cause a sample time hit in pe.</p> <p>You see the effect of this change if, after the error occurs, you examine pe in the workspace or in a plot.</p>
<ul style="list-style-type: none"> • Infinite Server • N-Server 	<p>If a pending entity departs and one or more pending entities remain in the block, the pe signal has a single sample time hit of 1. In earlier versions, in this situation, the signal has a sample time hit of 0 followed by a sample time hit of 1.</p> <p>Example</p> <p>In the next model, at $T = 0.5$, one pending entity departs from the server and one pending entity remains. In V3.1 (R2010a), pe has a sample time hit to indicate the departure of the pending entity. The value is 1 because the block still contains another pending entity. In earlier versions, pe has a sample time hit of 0 followed by a sample time hit of 1.</p>



Renaming of Parameter to Enable Pending Entity Signal

Blocks that have an optional **pe** signal output port rename the parameter that you use to enable the port. The name in V3.0 (R2009b) is **Status of pending entity departure** or **Status of pending entity**. The new name in V3.1 (R2010a) is **Pending entity present in block**. The affected blocks are:

- Event-Based Entity Generator
- Infinite Server
- N-Server
- Output Switch
- Single Server
- Time-Based Entity Generator

Expanded Options for Opening Release Gate

You can configure the Release Gate block to open upon each sample time hit of an input signal. Set the **Open gate upon** parameter to **Sample time hit from port ts**.

Blocks in Attributes Library Must Get or Set at Least One Attribute

These blocks no longer support a configuration in which the table in the dialog box is empty:

- Get Attribute
- Set Attribute

Parameters and Parameter Values Being Removed

Affected Block	Affected Parameter	What Happens When You Use the Parameter?	Use This Instead	Compatibility Considerations
<ul style="list-style-type: none"> • FIFO Queue • LIFO Queue • Priority Queue 	Status of pending entity departure is being removed.	<p>In legacy models in which the parameter is set to On, the corresponding pe signal output port is inactive.</p> <p>In the library block, the parameter is unavailable.</p>	Number of entities in queue	To update legacy models, set Status of pending entity departure to Off. For more information, see the technique in “Determining Whether a Queue Is Nonempty”. The technique yields similar, but not identical, information.
<ul style="list-style-type: none"> • FIFO Queue • LIFO Queue • Priority Queue 	Capacity must have a positive value.	Warns if you set the value to 0.	A positive value. Alternatively, remove the block.	Remove queue blocks whose capacity is zero.

Version 3.0 (R2009b) SimEvents Software

This table summarizes what's new in Version 3.0 (R2009b):

New Features and Changes	Version Compatibility Considerations	Fixed Bugs and Known Problems
Yes Details below	No	Bug Reports Includes fixes

Support for Batch Simulation Using Rapid Simulation Target

SimEvents blocks support code generation using the Rapid Simulation target.

You can now perform these tasks:

- Accelerating Discrete-Event Simulations Using Rapid Simulation
- Varying Parameters Between Simulation Runs
- Sharing Executables for Discrete-Event Simulations

The Batch Discrete-Event Simulations Using Rapid Simulation Target demo illustrates this feature by varying parameters between simulation runs.

This feature requires Real-Time Workshop® software and uses the Rapid Simulation target.

Expanded Options for Resetting Entity Departure Counter

The Entity Departure Counter block offers you more options for resetting the entity count during the simulation. The new options and corresponding values of the **Reset counter upon** parameter are listed in the table.

Option	Value of “Reset counter upon” Parameter
Reset counter upon each sample time hit of an input signal	Sample time hit from port ts
Reset counter upon each function call	Function call from port fcn

Version 2.4 (R2009a) SimEvents Software

This table summarizes what's new in Version 2.4 (R2009a):

New Features and Changes	Version Compatibility Considerations	Fixed Bugs and Known Problems
Yes Details below	Yes Summary	Bug Reports Includes fixes

New features and changes introduced in this version are described here:

Debugger Supports Stepping, Breakpoints, and Querying

The new SimEvents debugger lets you use MATLAB functions to suspend a simulation at each step or breakpoint, and query simulation state to assess behavior. The debugger includes these functions:

help	Display help for debugger functions
se_getdbopts	SimEvents debugger options structure
sedb.bdelete	Delete breakpoints in discrete-event simulation
sedb.blkinfo	Block information in discrete-event simulation
sedb.blklist	Blocks and their identifiers in discrete-event simulation
sedb.breakpoints	List breakpoints in discrete-event simulation
sedb.cont	Continue simulation until next breakpoint
sedb.currenttop	Current operation in discrete-event simulation
sedb.detail	Customize debugger display in discrete-event simulation

<code>sedb.disable</code>	Disable breakpoints in discrete-event simulation
<code>sedb.enable</code>	Enable breakpoints in discrete-event simulation
<code>sedb.eninfo</code>	Entity information in discrete-event simulation
<code>sedb.evbreak</code>	Set breakpoint for execution or cancelation of event
<code>sedb.evcal</code>	Event calendar of discrete-event simulation
<code>sedb.evinfo</code>	Event information in discrete-event simulation
<code>sedb.gceb</code>	Name of currently executing block in discrete-event simulation
<code>sedb.gcebid</code>	Identifier of currently executing block in discrete-event simulation
<code>sedb.gcen</code>	Identifier of entity currently undergoing operation
<code>sedb.gcev</code>	Identifier of current event
<code>sedb.quit</code>	Quit discrete-event simulation debugging session
<code>sedb.runtoend</code>	Run until end of discrete-event simulation
<code>sedb.simtime</code>	Current time in discrete-event simulation
<code>sedb.step</code>	Single step in discrete-event simulation
<code>sedb.tbreak</code>	Set timed breakpoint in discrete-event simulation
<code>sedebg</code>	Debug discrete-event simulation

For more information, see these resources:

- “Overview of the SimEvents Debugger” in the SimEvents user guide documentation
- A video tutorial on the Web, in two parts:

- Basic Single Stepping and Querying
- Breakpoints and Advanced Querying
- “Building a Simple Discrete-Event Model” in the SimEvents getting started documentation (“Exploring the D/D/1 System Using the SimEvents Debugger” section)
- “Building a Simple Hybrid Model” in the SimEvents getting started documentation (“Confirming Event-Based Behavior Using the SimEvents Debugger” section)

Event Logging Options Removed from Configuration Parameters Dialog Box

The SimEvents pane of the Configuration Parameters dialog box no longer contains event logging options. The behavior of the event logging options in earlier versions is like the behavior of the new debugger.

Compatibility Considerations

The debugger behavior produces slightly different information, with a different format, compared to the information produced by the event logging parameters. The closest approximations to the previous behavior use the `detail` and `runtoend` functions of the debugger.

Event Logging Parameter Removed	Similar Behavior in Debugger
Display events in event calendar	<ol style="list-style-type: none"> 1 At the MATLAB command prompt, start the debugger on the model called <code>model</code>: <code>sedebug(model)</code> 2 At the <code>sedebug>></code> prompt, configure the debugger and run the simulation until the end: <code>detail none</code> <code>detail('ev',1,'cal',1)</code>

Event Logging Parameter Removed	Similar Behavior in Debugger
	runtoend
Log events when executed	<ol style="list-style-type: none"> At the MATLAB command prompt, start the debugger on the model called model:
Log events when scheduled	<pre> sedebug(model) <ol style="list-style-type: none"> At the sedebug>> prompt, configure the debugger and run the simulation until the end: <pre> detail none detail('ev',1) runtoend The resulting log includes both execution messages and scheduling messages. Execution messages are not indented; scheduling messages are indented.</pre> </pre>
Log entities advancing from block to block	<ol style="list-style-type: none"> At the MATLAB command prompt, start the debugger on the model called model: <pre> sedebug(model) <ol style="list-style-type: none"> At the sedebug>> prompt, configure the debugger and run the simulation until the end: <pre> detail none detail('en',1) runtoend The resulting log includes entity advancement messages and other information. Entity advancement messages appear indented.</pre> </pre>

To approximate the behavior that results from setting multiple parameters for the same model, you can concatenate input arguments in the `detail(...)` command. For example, `detail('ev',1,'en',1)` is like logging event scheduling, event execution, and entity operations.

Discrete Event Signal to Workspace Block Clarifies Timing

You can no longer place the Discrete Event Signal to Workspace block in an atomic subsystem. The atomic subsystem executes at time instants that conflict with the time instants at which the event-based block in the subsystem executes. In earlier versions, placing the Discrete Event Signal to Workspace block in an atomic subsystem can produce unexpected results. Function-Call Subsystem and Enabled Subsystem are examples of atomic subsystems.

Compatibility Considerations

If your legacy model includes a Discrete Event Signal to Workspace block in an atomic subsystem, update the model as follows:

- 1** Move the Discrete Event Signal to Workspace block outside the atomic subsystem.
- 2** Connect the block to an output signal from the subsystem.

Version 2.3 (R2008b) SimEvents Software

This table summarizes what's new in Version 2.3 (R2008b):

New Features and Changes	Version Compatibility Considerations	Fixed Bugs and Known Problems
Yes Details below	No	Bug Reports Includes fixes

New features and changes introduced in this version are described here:

New Demos for Modeling Architectures and Manufacturing Processes

Version 2.3 (R2008b) introduces these new demonstrations:

Tutorial Demos

- Translating Events to Functions Calls


Advanced Technique Demos

- Asynchronous Execution of a Stateflow® Chart
- Building an Arrival Rate Estimator
- Interfacing with External File Formats
- Resource Allocation from Multiple Pools

Application Demos

- FIFO Buffer: Functional Model
- FIFO Buffer: Architectural Model
- Anti-Lock Braking System (ABS) Overview
- Batch Production Process
- Kanban Production System

Attribute Name Incrementing in Set Attribute and Get Attribute Blocks

The Add button  in the Set Attribute and Get Attribute blocks adds an attribute named `AttributeN` where N is a positive integer. In earlier versions, the button always adds an attribute named `Attribute1`.

Change in Parameter Name of Event-Based Entity Generator Block

The **Type of value change** parameter in the Event-Based Entity Generator block is now called **Type of change in signal value**. The new name is consistent with other blocks that have a parameter by that name.

Version 2.2 (R2008a) SimEvents Software

This table summarizes what's new in Version 2.2 (R2008a):

New Features and Changes	Version Compatibility Considerations	Fixed Bugs and Known Problems
Yes Details below	No	Bug Reports Includes fixes

New features and changes introduced in this version are

- “Initial Value Block in Signal Management Library” on page 46
- “Discrete Event Subsystem Supports Complex and Nonscalar Values” on page 46
- “Seed Management for Random Number Generators” on page 47
- “Configuration Parameters for Diagnostics” on page 47
- ““What’s This?” Context-Sensitive Help Available for Simulink Configuration Parameters Dialog” on page 47
- “New Demos” on page 48

Initial Value Block in Signal Management Library

The new Initial Value block is in a new library called Signal Management. This block sets a signal value before the first event occurs.

Also, the Signal Latch block has moved from the Gates library to the new Signal Management library.

Discrete Event Subsystem Supports Complex and Nonscalar Values

In Version 2.2 (R2008a), input signals to the Discrete Event Subsystem block can be real or complex signals of any dimension. In earlier versions, input signals to the block must be real scalars.

Seed Management for Random Number Generators

New functions and diagnostics help you ensure uniqueness of seeds of random number generators and manage sets of seeds in a series of simulation runs. For details, see these sections:

- “Varying Simulation Results by Managing Seeds”
- `se_getseeds` function reference page
- `se_setseeds` function reference page
- `se_randomize seeds` function reference page
- “Identical seeds for random number generators”

Configuration Parameters for Diagnostics

The Configuration Parameters dialog box has a new SimEvents Diagnostics pane to advise you of race conditions and help you manage seeds of random number generators.

For more information, see “SimEvents Diagnostics Pane”.

“What’s This?” Context-Sensitive Help Available for Simulink Configuration Parameters Dialog

R2008a introduces “What’s This?” context-sensitive help for parameters that appear in the Simulink Configuration Parameters dialog. This feature provides quick access to a detailed description of the parameters, saving you the time it would take to find the information in the Help browser.

To use the “What’s This?” help, do the following:

- 1 Place your cursor over the label of a parameter.
- 2 Right-click. A **What’s This?** context menu appears.

For example, the following figure shows the **What’s This?** context menu appearing after a right-click on the **Start time** parameter in the **Solver** pane.



- 3 Click **What's This?** A context-sensitive help window appears showing a description of the parameter.

New Demos

SimEvents software Version 2.2 (R2008a) introduces these new demos:

- Managing Race Conditions
- Avoiding Identical Seeds for Random Number Generators
- Seed Management Workflow for Random Number Generators
- Asynchronous Clock Domains
- Rate-Based Shared Processor

Also, the demo formerly named “Explicit Routing for Distributed Processing” is now called “Distributed Processing for Multi-Class Jobs.”

Version 2.1 (R2007b) SimEvents Software

This table summarizes what's new in Version 2.1 (R2007b):

New Features and Changes	Version Compatibility Considerations	Fixed Bugs and Known Problems
Yes Details below	Yes—Details labeled as Compatibility Considerations , below. See also Summary.	Bug Reports Includes fixes

New features and changes introduced in this version are

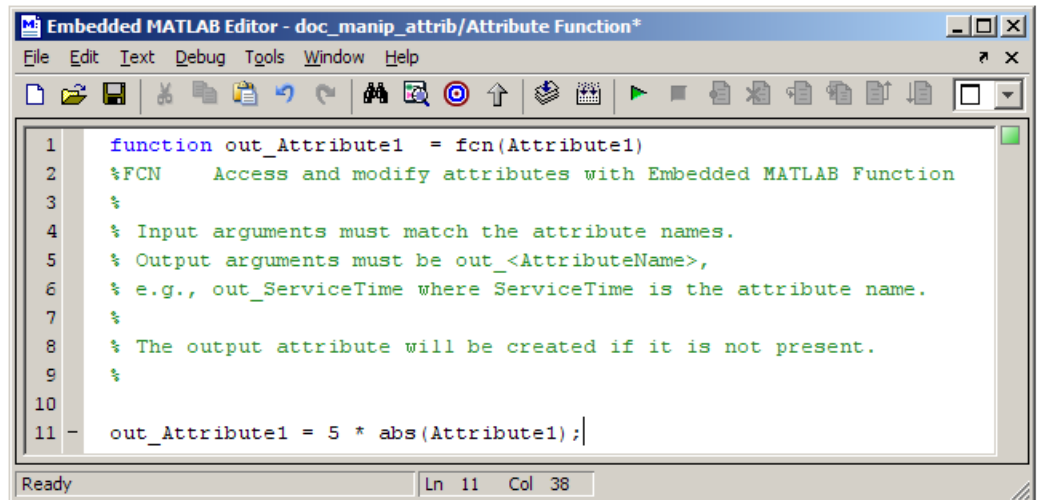
- “Attribute Computations Using MATLAB Code” on page 49
- “Attributes Support Complex Values” on page 51
- “Enhanced Visibility and Logging of Events” on page 51
- “New Demos for Shared-Resource Applications and Advanced Techniques” on page 52
- “Subsystem Connection Port for Entity Paths” on page 54
- “Configuration Parameters to Control Livelock” on page 54
- “Processing Events Via the Event Calendar Instead of Immediately” on page 55
- “Enhanced Support for Multiple Simultaneous Transitions in Switches and Gate” on page 57
- “Change in Indexing in Attribute Scope Block” on page 59

Attribute Computations Using MATLAB Code

The Attribute Function block lets you conveniently set and modify attributes using MATLAB code. For details, see “Writing Functions to Manipulate Attributes”.

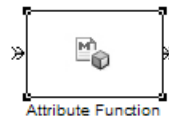
Simplifying a Model Using the Attribute Function Block

The following figures indicate recommended ways to multiply the absolute value of an attribute by a constant in SimEvents software Version 2.1 (R2007b) and earlier versions. The earlier version is more complicated because of necessary steps to ensure correct timing. By contrast, the Attribute Function block ensures correct timing automatically.

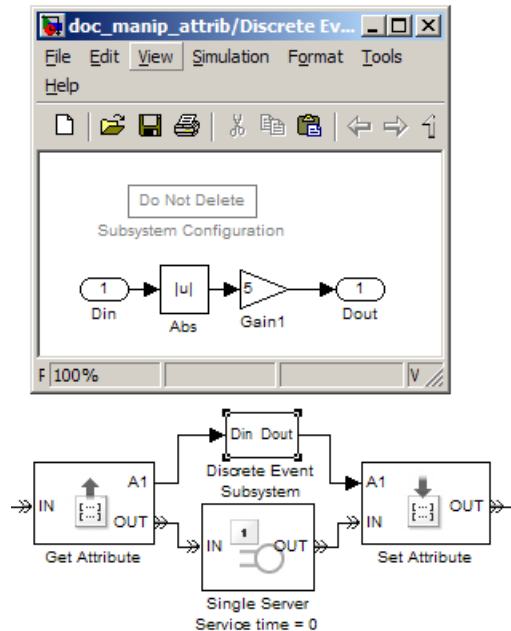


```
Embedded MATLAB Editor - doc_manip_attrib/Attribute Function*
File Edit Text Debug Tools Window Help
[Icons]
1 function out_Attribute1 = fcn(Attribute1)
2 %FCN Access and modify attributes with Embedded MATLAB Function
3 %
4 % Input arguments must match the attribute names.
5 % Output arguments must be out_<AttributeName>,
6 % e.g., out_ServiceTime where ServiceTime is the attribute name.
7 %
8 % The output attribute will be created if it is not present.
9 %
10
11 out_Attribute1 = 5 * abs(Attribute1);
```

Ready Ln 11 Col 38



Manipulating Attribute Value Using Attribute Function Block



Manipulating Attribute Value in Earlier Versions

Attributes Support Complex Values

In Version 2.1 (R2007b), attributes can assume complex values, not only real values.

Enhanced Visibility and Logging of Events

In Version 2.1 (R2007b), SimEvents software changes the set of events that appear in event logs:

- Event logs show a new kind of event, called an *entity request* event. This event is a notification that an entity input port of a block has become available. To understand the name entity request event, think of the block as requesting an entity from a preceding block. For example, upon becoming empty, a single server requests an entity from a preceding block. A preceding block's response to the notification might result in an entity advancement.

In earlier versions, entity request events do not appear in event logs.

- Event logs show a new kind of event, called a *storage completion* event. This event exists only in an Output Switch block with the **Store entity before switching** parameter selected. When an entity arrives at the block, the block schedules a storage completion event at the current simulation time. Upon execution of the storage completion event, the block determines whether the entity can advance to a subsequent block.

In earlier versions, storage completion events do not appear in event logs.

- Event logs always show the events listed in the following table, regardless of how you set the **Resolve simultaneous signal updates according to event priority** parameter in the corresponding blocks. This parameter determines whether the event priority is a number you specify in the block dialog box or a system-level category denoted by SYS1.

Events That Affect Entities and Are Caused By Signal-Based Events

Event	Block
Entity generation	Event-Based Entity Generator
Counter reset	Entity Departure Counter
Gate event (gate opening or gate closing)	Enabled Gate
Release	Release Gate
Port selection	Input Switch, Output Switch, Path Combiner

In earlier versions, event logs show these events only if you select **Resolve simultaneous signal updates according to event priority** in the block dialog box.

Also, event logs and entity logs in Version 2.1 (R2007b) are more readable and contain hyperlinks that highlight the corresponding blocks.

New Demos for Shared-Resource Applications and Advanced Techniques

SimEvents software Version 2.1 (R2007b) introduces these new demonstration models:

Tutorial Demos

- Server Blocks and Service Time
- Input and Output Switching
- Schedule Timeout and Cancel Timeout Blocks

Advanced Technique Demos

- Buffering for Variable-Size Messages
- Delayed Function Calls in Pulse Width Modulation
- Explicit Routing for Distributed Processing
- Markov-Modulated Poisson Process
- Queue with Flushing Capability
- Variable Entity Replication
- Variable-Capacity Queue

Application Demos

- Shared Communication Buffer Management
- Processor Sharing Via Time Slicing

Consolidation and Removal of Some Tutorial Demos

The new Server Blocks and Service Time demo replaces these earlier demos:

- Service Time from Attribute
- Specifying Service Time in Single Server
- Specifying Service Time in Infinite Server Block
- Single Server Block Versus Infinite Server Block

The new Input and Output Switching demo replaces these earlier demos:

- Input Switching Using Signal
- Output Switching Using Signal

Changes in Categorization, Titles, and Content of Some Demos

SimEvents demos have been recategorized in the Help browser. Some demos have changed their titles or content.

Title in Version 2.1 (R2007b)	Title in Earlier Versions
Task Sharing with Two Levels of Priority and Preemption	Preemptive Operating System with Two Levels of Priority
Multitasking with Dependent Tasks	Multitasking Model with Dependent Tasks
Operating System with Prioritized Task Execution	Operating System Model with Prioritized Task Execution
Entity Combiner for Assembling Components (with simpler design using the Entity Combiner and Attribute Function blocks)	Aggregation: Assembling a Vehicle Chassis

Also, the G/G/1 Queuing System and Little's Law demo has a simpler design using the Attribute Function and Embedded MATLAB Function blocks.

Subsystem Connection Port for Entity Paths

The Conn block represents an entity input port or entity output port in a virtual subsystem. The model window's **Edit > Create Subsystem** menu option automatically creates connection ports. Copying the Conn block from its library is a convenient way to add more entity ports to an existing subsystem.

Configuration Parameters to Control Livelock

The SimEvents pane of the Configuration Parameters dialog box offers new parameters for setting thresholds related to livelock. Also, the **Execution order of simultaneous events** parameter has been renamed **Execution order**.

New Parameter	Description
Maximum events per block	Limit the number of entity generation, service completion, subsystem execution, and function-call events that each SimEvents block performs at each fixed time instant.
Maximum events per model	Limit the total number of events scheduled via the event calendar at each fixed time instant.

For more information, see “Livelock Prevention” or the configuration parameter descriptions.

Processing Events Via the Event Calendar Instead of Immediately

In Version 2.1 (R2007b), SimEvents software changes its processing of each event in the next table when you do not select **Resolve simultaneous signal updates according to event priority** in the corresponding block. In this case, the event has a system-level event priority denoted by SYS1, and the application processes the event via the event calendar. Using the event calendar decouples the scheduling and the execution of events. “Event Sequencing” describes how the application processes multiple simultaneous events.

Events That Affect Entities and Are Caused By Signal-Based Events

Event	Block
Entity generation	Event-Based Entity Generator
Counter reset	Entity Departure Counter
Gate event (gate opening or gate closing)	Enabled Gate
Release	Release Gate
Port selection	Input Switch, Output Switch, Path Combiner

Also, each entity request event has a system-level priority denoted by SYS2, and the application processes the event via the event calendar.

In earlier versions, the application applies “immediate” processing for entity requests by storage blocks, as well as for events in the table when you do not select the **Resolve simultaneous signal updates according to event priority** parameter in the corresponding block.

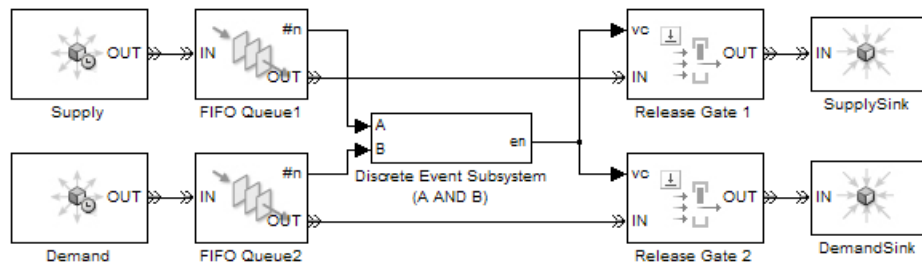
For details about supported events and the processing of simultaneous events, see “Working with Events” and “Managing Simultaneous Events”.

Compatibility Considerations

Most models are unaffected by the change in event processing. However, some models might behave differently, because events processed immediately in earlier versions are deferred to the event calendar in SimEvents software Version 2.1 (R2007b). Models that behave differently tend to involve cycles in simulation processing and cascades of simultaneous events (for example, an event has multiple consequences that occur at time T , each of which has further consequences also at time T).

Example Showing Change in Behavior

The model below attempts to simultaneously advance one entity from each queue, whenever both queues are nonempty.



Suppose that the top queue contains one entity and an entity arrives at the previously empty bottom queue. Assuming that no block in the model has its **Resolve simultaneous signal updates according to event priority** parameter selected, the entity arrival has the following cascade of consequences:

- 1 The bottom queue updates its **#n** output signal to 1.

- 2 The discrete event subsystem evaluates the condition (A AND B) and returns a value of 1. The previous value of this signal was 0.
- 3 Each of the two Release Gate blocks detects a value-change event at its **vc** signal input port. In SimEvents software Version 2.1 (R2007b), each of the two gates schedules a release event on the event calendar.
- 4 One gate opens, which has these consequences:
 - a An entity advances from the corresponding queue to the sink.
 - b The corresponding queue updates its **#n** output signal to 0.
 - c The discrete event subsystem reevaluates the condition (A AND B) and returns a value of 0.
- 5 In Version 2.1 (R2007b), the other gate opens, which has these consequences:
 - a An entity advances from the corresponding queue to the sink.
 - b The corresponding queue updates its **#n** output signal to 0.
 - c The discrete event subsystem reevaluates the condition (A AND B) and returns a value of 0.

In earlier versions, the gates do not schedule release events on the event calendar if the corresponding **Resolve simultaneous signal updates according to event priority** parameter is not selected. As a result, step 4c negates the value-change event at the other gate and step 5 does not occur. This example involves cycles in simulation processing, because an event at the gate affects the value of the **#n** signal of a preceding block. This example involves cascades of simultaneous events, because the new value of 1 for the condition (A AND B) causes two release events, each of which causes the condition (A AND B) to assume the value 0.

Enhanced Support for Multiple Simultaneous Transitions in Switches and Gate

The blocks in this table model the effects of all transitions in their input signals, even if multiple transitions occur simultaneously.

Block	Input Signal
Enabled Gate	en
Input Switch	p
Output Switch	p
Path Combiner	p

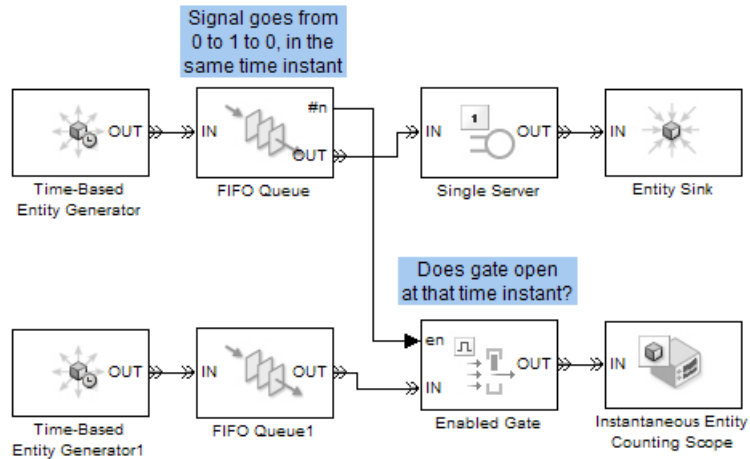
In earlier versions of SimEvents software, selecting the **Resolve simultaneous signal updates according to event priority** option causes the blocks to model only the last transition at a given value of the simulation clock.

Compatibility Considerations

The behavior of some simulations changes depending on whether the application models intermediate transitions in an **en** or **p** input signal in the blocks in the table above.

Example Showing Change in Behavior

In the model below, the **en** signal transitions from 0 to 1 and then from 1 to 0 in the same time instant. Earlier versions model only the latter transition, so the gate does not open. Version 2.1 (R2007b) models both transitions, so the gate opens and then closes in the same time instant.



Change in Indexing in Attribute Scope Block

When you set the **X value from** parameter to Index in the Attribute Scope block, it creates a plot that reflects 1-based indexing. That is, the first entity corresponds to a data point whose value on the horizontal axis is 1. In earlier versions, the plot reflects 0-based indexing.

Version 2.0 (R2007a) SimEvents Software

This table summarizes what's new in Version 2.0 (R2007a):

New Features and Changes	Version Compatibility Considerations	Fixed Bugs and Known Problems
Yes Details below	Yes—Details labeled as Compatibility Considerations , below. See also Summary.	Bug Reports Includes fixes

New features and changes introduced in this version are

- “Attributes Support Multidimensional Values” on page 60
- “Combining and Splitting Entities” on page 61
- “Timeout Feature Establishes Entity Time Limits” on page 61
- “New Demos for Video Processing, Communications, and Architecture Modeling” on page 63
- “Output Switch Block Options for Storage and Initial Condition” on page 63
- “Entity Departure Counter Block Can Create Attribute” on page 65
- “Changes in Names of Parameters Related to Event Priorities” on page 66
- “Change in Default Entity Type of Entity Generators” on page 68
- “Obsolete Blocks” on page 68

Attributes Support Multidimensional Values

Version 2.0 (R2007a) introduces new versions of the Get Attribute and Set Attribute blocks in a new Attributes library. The new blocks offer these enhancements compared to the earlier versions:

- Attributes can assume values that are vectors, matrices, or multidimensional arrays with up to 32 dimensions, not just scalars. This enhancement facilitates modeling dense payloads via attributes.

- Each instance of a Set Attribute block can assign an arbitrary number of attributes, and each instance of a Get Attribute block can retrieve an arbitrary number of attributes.
- The dialog boxes use a grid on a single tab, making it easier for you to see the entire list of attributes that a block sets or gets.

Compatibility Considerations

If your legacy models contain Get Attribute or Set Attribute blocks from the earlier library, those blocks continue to work in Version 2.0 (R2007a). However, the blocks are considered obsolete, as described in “Obsolete Blocks” on page 68.

Combining and Splitting Entities

The new Entity Combiner block lets you combine entities, analogous to combining components to create a larger whole. The block provides options for managing information (attributes and timers) associated with the component entities, so you can think of the operation as bundling the information that entities carry with them.

You can configure the Entity Combiner block to make the combining operation reversible via the Entity Splitter block.

The Entity Combiner and Entity Splitter blocks reside in the new Entity Management library.

Timeout Feature Establishes Entity Time Limits

You can model point-to-point timing constraints by limiting the amount of time an entity spends during the simulation on designated entity paths. Exceeding the limit causes the entity to depart immediately from the storage block where it resides, such as a queue, when the clock reaches the time limit. To learn how to use this feature, see “Forcing Departures Using Timeouts” in the SimEvents user guide documentation.

The timeout feature involves new blocks, as well as new parameters in existing blocks.

New Block	Purpose
Schedule Timeout	Schedule timeout event for each entity
Cancel Timeout	Cancel timeout event for each entity

Existing Blocks with New Timeout-Related Parameters

- FIFO Queue
- LIFO Queue
- Priority Queue
- Infinite Server
- N-Server
- Single Server
- Output Switch

New Parameter of Existing Blocks	Purpose
Enable TO port for timed-out entities on Timeout tab	Provide a TO entity output port through which an entity departs upon timing out
Number of entities timed out on Statistics tab	Output a signal, #to , that indicates the number of entities that have timed out from the block since the start of the simulation

Compatibility Considerations

If you save a model containing a queue, server, or Output Switch block using V2.0 (R2007a), then opening the model in V1.2 (R2006b) produces warnings like these:

Warning: In instantiating linked block 'mysys/FIFO Queue' :
FIFO Queue block (mask) does not have a parameter named
'EnableTOPort'.

Warning: In instantiating linked block 'mysys/FIFO Queue' :

FIFO Queue block (mask) does not have a parameter named 'StatNumberTimedout'.

Saving the model in the earlier version prevents the warnings from reappearing, but causes the block to omit timeout-related ports and behavior if you later open the model in V2.0 (R2007a).

New Demos for Video Processing, Communications, and Architecture Modeling

Version 2.0 (R2007a) introduces these new demonstration models:

Tutorial Demos

- Transporting Multidimensional Data Using Attributes
- Packet Creation, Transmission and Error Analysis

Application Demos

- Distributed Video Processing
- Distributed Processing Resource Modeling
- Video Streaming Over Bandwidth-Limited Communication Channel
- Bit Timing Recovery Using Fixed-Rate Resampling and SimEvents

Change in ARQ Demo

The Selective-Repeat Automatic Repeat Request demo reverses the interpretation of the CRC check compared to V1.2 (R2006b). The interpretation now matches that of the similar Go-Back-N Automatic Repeat Request demo. In V2.0 (R2007a), both demos use a CRC check value of 1 to correspond to an ACK message.

Output Switch Block Options for Storage and Initial Condition

The Output Switch block offers enhancements that can prevent the need for additional blocks to set initial conditions or to prevent latency. The new parameters apply to signal-based switching and are available only when you set **Switching criterion** to From signal port p. The new parameters are

in the table below. For details, see “Output Switching Based on a Signal” and the block’s reference page.

New Parameter	Purpose
Specify initial port selection	Determine whether the block uses an initial port selection from the dialog box.
Initial port selection	The entity output port that the block selects when the simulation begins. The block uses this value instead of the p signal until the signal has its first sample time hit.
Store entity before switching	If you select this option, the block can store one entity at a time. Furthermore, the block decouples its arrival and departure processing to give other blocks in the simulation an opportunity to update the p signal if appropriate. If you do not select this option, the block processes an arrival and departure as an atomic operation and assumes that the p signal is already up to date at the given time.
Status of pending entity on Statistics tab	Output a signal, pe , that indicates when the block stores an entity after trying and failing to output it. A value of 0 indicates when the storage location is empty.

For other changes in this release that affect parameters of the Output Switch block, see “Timeout Feature Establishes Entity Time Limits” on page 61 and “Changes in Names of Parameters Related to Event Priorities” on page 66.

Compatibility Considerations

In some cases, the block enhancements let you optionally simplify models that you do not need to share with users of earlier versions:

- If your model precedes an Output Switch block with a Signal Latch block to create an initial condition for the **p** signal, and if the **p** signal does not branch to become an input for another block, then you can remove

the Signal Latch block and instead use the new **Specify initial port selection** option in the switch block.

- If your model precedes an Output Switch block with a Single Server block whose **Service time** parameter is zero and whose sole purpose was to ensure an up-to-date **p** signal, then you can remove the Single Server block and instead use the new **Store entity before switching** option in the switch block.

If you save a model containing an Output Switch block using V2.0 (R2007a), then opening the model in V1.2 (R2006b) produces warnings like these:

Warning: In instantiating linked block 'mysys/Output Switch' :
Output Switch block (mask) does not have a parameter named
'InitialConditionsOpt'.

Warning: In instantiating linked block 'mysys/Output Switch' :
Output Switch block (mask) does not have a parameter named
'InitialConditions'.

Warning: In instantiating linked block 'mysys/Output Switch' :
Output Switch block (mask) does not have a parameter named
'EntityBufferOpt'.

Warning: In instantiating linked block 'mysys/Output Switch' :
Output Switch block (mask) does not have a parameter named
'StatPendingEntity'.

Saving the model in the earlier version prevents the warnings from reappearing, but causes the block to omit ports and behavior related to the V2.0 (R2007a) enhancements if you later open the model in V2.0 (R2007a).

Entity Departure Counter Block Can Create Attribute

If you configure the Entity Departure Counter block to write the count to an attribute, then you can select the new **Create attribute if not present** parameter to have the block create the attribute if it does not already exist. The block then sets the value of the attribute according to the entity count.

In earlier versions, the block sets the value of the attribute but does not create it.

Changes in Names of Parameters Related to Event Priorities

Parameters related to optional priorities of events have been renamed to be more suggestive of how the option works. The name **Resolve simultaneous signal updates according to event priority** replaces names that start with **Specify event priority**. In a subset of affected blocks, the name **Event priority** replaces similar names. For more information about what the parameters mean, see “Choosing How to Resolve Simultaneous Signal Updates”.

The table below itemizes the blocks and parameters that have changed.

Block	Parameter Name in V1.2 (R2006b)	Parameter Name in V2.0 (R2007a)
Discrete Event Inport	Specify event priority for executing subsystem	Resolve simultaneous signal updates according to event priority
	Subsystem execution event priority	Event priority
Enabled Gate	Specify event priority for gate opening and closing	Resolve simultaneous signal updates according to event priority
Entity Departure Counter	Specify event priority for counter reset	Resolve simultaneous signal updates according to event priority
Event-Based Entity Generator	Specify event priority for entity generation	Resolve simultaneous signal updates according to event priority
	Generation event priority	Event priority

Block	Parameter Name in V1.2 (R2006b)	Parameter Name in V2.0 (R2007a)
Input Switch	Specify event priority for port selection	Resolve simultaneous signal updates according to event priority
Output Switch	Specify event priority for port selection	Resolve simultaneous signal updates according to event priority
Path Combiner	Specify event priority for port precedence selection	Resolve simultaneous signal updates according to event priority
Release Gate	Specify event priority for gate opening	Resolve simultaneous signal updates according to event priority
Signal Latch	Specify event priority for writing to memory	Resolve simultaneous signal updates according to event priority on Write tab
	Specify event priority for reading from memory	Resolve simultaneous signal updates according to event priority on Read tab
Signal-Based Event to Function-Call Event	Specify event priority for function-call generation	Resolve simultaneous signal updates according to event priority
	Function-call event priority	Event priority

Block	Parameter Name in V1.2 (R2006b)	Parameter Name in V2.0 (R2007a)
Signal-Based Function-Call Event Generator	Specify event priority for function-call generation	Resolve simultaneous signal updates according to event priority
	Function-call event priority	Event priority

This change merely renames parameters and does not change the behavior of affected blocks.

Change in Default Entity Type of Entity Generators

The default value of **Entity type** in the Time-Based Entity Generator and Event-Based Entity Generator block is **Blank**. In earlier versions, the default value is **Standard**. This change in default value does not affect blocks in a saved model but only affects new instances of the block that you copy from the library to a model.

Obsolete Blocks

The table below indicates blocks that are obsolete as of the current version or that are planned to be removed in a future version.

Obsolete Block	Removed from Version	Replacement
Get Attribute block from simeventsattributes1 library	Future version	Get Attribute block from simeventsattributes2 library
Set Attribute block from simeventsattributes1 library	Future version	Set Attribute block from simeventsattributes2 library

Version 1.2 (R2006b) SimEvents Software

This table summarizes what's new in Version 1.2 (R2006b):

New Features and Changes	Version Compatibility Considerations	Fixed Bugs and Known Problems
Yes Details below	Yes—Details labeled as Compatibility Considerations , below. See also Summary.	Bug Reports Includes fixes

New features and changes introduced in this version are

- “Event-Based Sequence Generator Block” on page 69
- “New Tutorial and Application Demos” on page 70
- “Event Translation Block Supports Delay from a Signal” on page 70
- “Routing Blocks Support Unlimited Entity Ports” on page 71
- “Initial Outputs of SimEvents Blocks” on page 72
- “History Options and Other Changes in Scope Blocks” on page 74
- “Parameters for Lognormal Distribution” on page 75
- “SimEvents Blocks Compatible with Accelerator Mode” on page 76
- “Livelock Detection” on page 76

Event-Based Sequence Generator Block

The new Event-Based Sequence block provides data to an event-driven process by producing a scalar event-based output signal whose values come from a vector. The block selects the next value from the vector upon each notification from a port of a subsequent block. For example, if you connect the Event-Based Sequence block to the **t** input port of a Single Server block, the values in the vector become the service times for the entities arriving at the server. You provide the values in the vector, but do not need to know in advance when the entities arrive at the server.

New Tutorial and Application Demos

Version 1.2 (R2006b) introduces these new demonstration models:

Tutorial Demos

- Entity Combiner for Assembling Components
- Task Sharing with Two Levels of Priority and Preemption
- Multitasking with Dependent Tasks

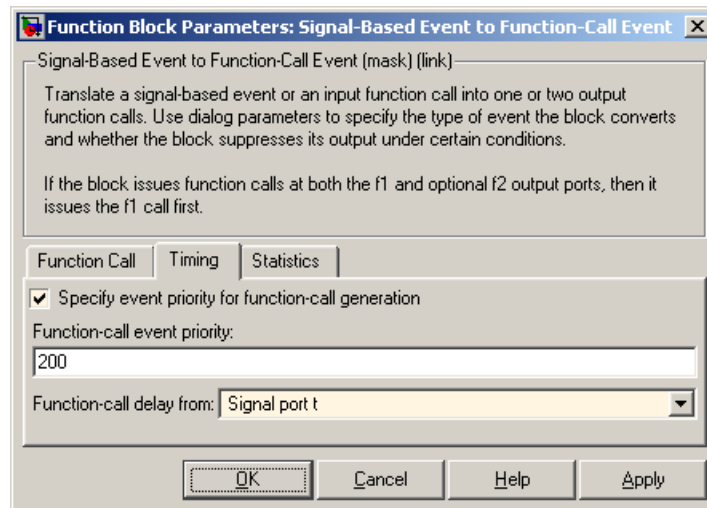
Application Demos

- Go-Back-N Automatic Repeat Request
- Operating System with Prioritized Task Execution
- Ethernet Local Area Network
- Anti-Lock Braking System (ABS) Model
- Anti-Lock Braking System (ABS) Model with Queuing Delay
- Anti-Lock Braking System (ABS) Model Using CAN Communications

Event Translation Block Supports Delay from a Signal

The Signal-Based Event to Function-Call Event block can delay its generation of a function call by an amount of time that you specify using either an input signal or the **Function-call time delay** parameter. In V1.1 (R2006a), the block lets you specify the delay amount using the parameter, but not an input signal.

To access the new feature, select **Specify event priority for function-call generation** (or, in V2.0 (R2007a), select **Resolve simultaneous signal updates according to event priority**). Then set the new **Function-call delay from** parameter to **Signal port t**, as shown. Then connect a nonnegative-valued signal to the **t** signal input port that appears on the block.



Compatibility Considerations

If you save a model containing the Signal-Based Event to Function-Call Event or Discrete Event Subsystem block using V1.2 (R2006b), then opening the model in V1.1 (R2006a) produces warnings like these:

Warning: In instantiating linked block 'mysys/Signal-Based Event to Function-Call Event' : Signal-Based Event to Function-Call Event block (mask) does not have a parameter named 'FunctionCallDelayFrom'.

Saving the model in the earlier version prevents the warnings from reappearing, but causes the Signal-Based Event to Function-Call Event block to omit the **t** input port if you later open the model in V1.2 (R2006b).

Routing Blocks Support Unlimited Entity Ports

The **Number of entity input ports** parameter of the Input Switch and Path Combiner blocks can be any positive integer. The **Number of entity output ports** parameter of the Output Switch and Replicate blocks also can be any positive integer. In V1.1 (R2006a), these parameters can assume only the values 1, 2, 3, and 4.

Compatibility Considerations

If you save a model in which one of the blocks listed above has more than four entity input ports or more than four entity output ports, then the model will not work in V1.1 (R2006a).

Initial Outputs of SimEvents Blocks

All SimEvents blocks now have well-defined initial values for any numerical output signals they produce.

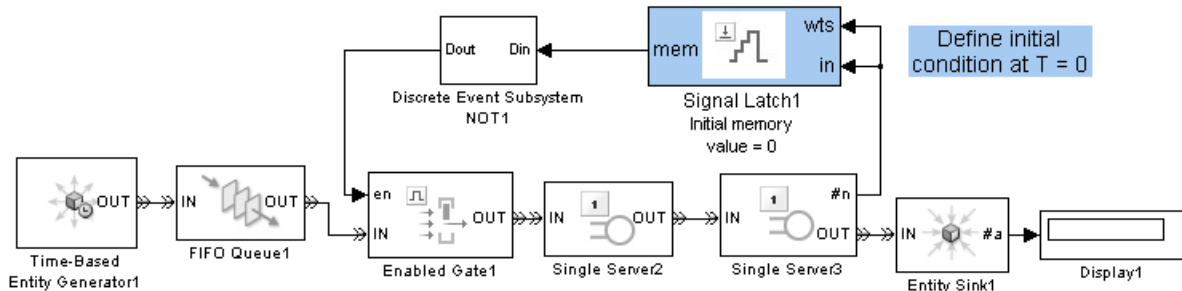
The initial value of an output signal of a SimEvents block is in effect from the start of the simulation until the block updates the output signal for the first time during the simulation. For example, if an N-Server block is configured to produce a **#n** output signal representing the number of entities in the server, then **#n** has a well-defined initial value of 0 at the start of the simulation. The initial value persists until the first arrival of an entity at the N-Server block, which could occur well after the start of the simulation, if at all.

The block reference pages indicate the initial values of the block output signals.

Compatibility Considerations

If you connect the Signal Latch block to a **ts**, **tr**, or **vc** signal input port of a SimEvents block, the input port might detect an event at the start of the simulation in V1.1 (R2006a) that no longer occurs in V1.2 (R2006b). This is because the Signal Latch block assumes its initial condition in a true initialization stage in V1.2 (R2006b) rather than slightly after the simulation start in V1.1 (R2006a). If your model relies on an event at the start of the simulation (to invoke a discrete event subsystem or generate an event or an entity, for example), then you might see a change in simulation behavior between the two versions.

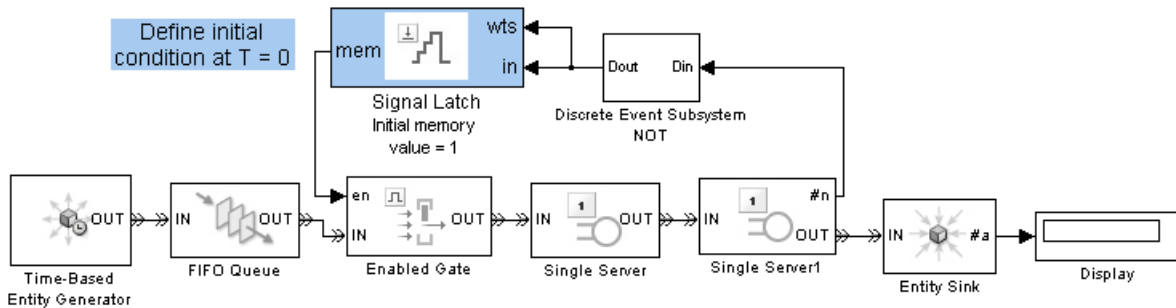
For example, the model below uses a Discrete Event Subsystem block to compute a signal that indicates whether a gate is open or closed.



Subsystem Invoked at Simulation Start in V1.1 (R2006a), but Not V1.2 (R2006b)

In V1.1 (R2006a), the Signal Latch block's output signal has a sample time hit at the start of the simulation. This sample time hit invokes the subsystem, which initializes the gate's **en** input signal to 1. As a result, the gate is open at the start of the simulation. In V1.2 (R2006b), the Signal Latch block does not have a sample time hit at the start of the simulation, so the initial condition of the subsystem's output determines the initial condition of the gate's **en** input signal. As a result, the gate is closed at the start of the simulation.

An alternative approach that works in both versions is to move the Signal Latch block so that it follows the Discrete Event Subsystem block. The Signal Latch block directly provides the gate's initial condition.



Correct Gate Initialization in Both V1.1 (R2006a) and V1.2 (R2006b)

History Options and Other Changes in Scope Blocks

The following blocks include new **Store data when scope is closed** and **Limit data points to** parameters on the new **Data History** tab of the dialog box:

- Attribute Scope
- Instantaneous Entity Counting Scope
- Instantaneous Event Counting Scope
- Signal Scope
- X-Y Attribute Scope
- X-Y Signal Scope

The parameters determine how much data the blocks cache, letting you balance data visibility with simulation efficiency. Caching data lets you view it later, even if the scope is closed during part or all of the simulation. Caching less or no data accelerates the simulation and uses less memory. In V1.1 (R2006a), if you have the scope closed for the first T seconds of simulation and then open the scope, you can view only the data for $t > T$.

Other Changes in Scope Blocks

Version 1.2 (R2006b) changes some aspects of the way you interact with the scope blocks:

- A Pan toolbar button lets you move your view of a plot.
- A Parameters toolbar button opens the block dialog box.
- Double-clicking on the block opens the plot if it is not already open. In V1.1 (R2006a), double-clicking on the block opens the block dialog box. To open the block dialog box in V1.2 (R2006b), click the Parameters toolbar button on the plot.
- The autoscale feature no longer changes the initial axis limits that you specify in the block dialog box. A new **Save axes limits** menu option lets you update the initial axis limits to match the plot's current limits. The current limits might differ from their initial values due to stretching, shifting, panning, zooming, or autoscaling operations that occurred since the initial values were last set.

- The former **Open at start of simulation** parameter is now called **Open scope at start of simulation** and has moved from the **Figure** tab of the dialog box to the **Plotting** tab.

The scope blocks also plot initial conditions without a plotting marker. In V1.1 (R2006a), initial conditions typically do not appear in plots.

Finally, the scope blocks run significantly faster in V1.2 (R2006b).

Compatibility Considerations

If your legacy models contain scope blocks that plot more than 1000 points, then the default values of the new **Store data when scope is closed** and **Limit data points to** parameters cause the scope to retain only the last 1000 points. To plot all points, set **Store data when scope is closed** to Unlimited.

If you save a model containing a scope block using V1.2 (R2006b), then opening the model in an earlier version produces warnings about the parameters that are not in the earlier block. For example,

```
Warning: In instantiating linked block 'mysys/Attribute  
Scope' : Attribute Scope block (mask) does not have a parameter  
named 'DataStoreOption'.
```

```
Warning: In instantiating linked block 'mysys/Attribute  
Scope' : Attribute Scope block (mask) does not have a parameter  
named 'DataPointsLimit'.
```

Saving the model in the earlier version prevents the warnings from reappearing, but also causes the block to use default values for the new parameters if you later open the model in V1.2 (R2006b).

Parameters for Lognormal Distribution

The Event-Based Random Number block produces random numbers from a lognormal distribution when you set the **Distribution** parameter to Lognormal1. Different texts use different parameterizations of the lognormal distribution. V1.2 (R2006b) renames some parameters in this block to clarify the relationship between a lognormal random variable X and the normal random variable $\log(X)$.

V1.1 (R2006a) Parameter Name	V1.2 (R2006b) Parameter Name
Scale	Mu
Shape	Sigma

Compatibility Considerations

The block behaves the same in V1.1 (R2006a) and V1.2 (R2006b) because the change merely renames parameters. However, the parameter names in V1.2 (R2006b) more accurately reflect the block's behavior.

SimEvents Blocks Compatible with Accelerator Mode

All SimEvents blocks are compatible with accelerator mode. Version 1.1 (R2006a) does not support simulating models in accelerator mode if the models contain the Event-Based Random Number block.

Livelock Detection

SimEvents software can detect livelock during a simulation. When it detects livelock, it halts the simulation with an error message that indicates too many simultaneous events. In V1.1 (R2006a), livelock can potentially cause MATLAB software to crash.

For details, see “Livelock Prevention”.

Compatibility Considerations

It is possible for the application to consider a situation to be livelock when it is actually a large but finite loop. Such simulations might work in V1.1 (R2006a) but not in V1.2 (R2006b).

Version 1.1 (R2006a) SimEvents Software

This table summarizes what's new in Version 1.1 (R2006a):

New Features and Changes	Version Compatibility Considerations	Fixed Bugs and Known Problems
Yes Details below	Yes—Details labeled as Compatibility Considerations , below. See also Summary.	Bug Reports Includes fixes

New features and changes introduced in this version are described here.

Replicate Block Supports Partial Replication

The Replicate block supports partial replication and offers more flexibility when you choose complete replication. New parameters in the block's dialog box are in the table below.

Parameter	Description
Replicate entity when	Lets you choose whether the block accepts arriving entities for replication only when all entity output ports are not blocked or whenever at least one entity output port is not blocked. The first option is the default.
If an output port becomes blocked during replication	Determines how the block responds if a departure through one entity output port causes another entity output port to become blocked.
Number of entities departed	Toggles the optional output signal #d , representing the number of departed entities.

Compatibility Considerations

By default in V1.1 (R2006a), when a departure through one entity output port causes another entity output port to become blocked, the result is a discarded entity with no error or warning message. If this phenomenon occurs in your legacy models, then the result in V1.0 (R14SP3+) might be an error message or incorrect behavior. If you want to learn when this phenomenon occurs in your legacy models that you simulate using V1.1 (R2006a), then set **If an output port becomes blocked during replication** to either Warn and discard entity, or Error.

The default values of the other new parameters added in V1.1 (R2006a) are consistent with the block's behavior in V1.0 (R14SP3+), so legacy models need no changes to accommodate these new features.

If you save a model containing the Replicate block using V1.1 (R2006a), then opening the model in V1.0 (R14SP3+) produces warnings about the parameters that are not in the V1.0 block. For example,

```
Warning: In instantiating linked block 'mysys/Replicate' :  
  Replicate block (mask) does not have a parameter named  
  'ReplicateEntityWhen'.  
Warning: In instantiating linked block 'mysys/Replicate' :  
  Replicate block (mask) does not have a parameter named  
  'ActionUponBlocking'.  
Warning: In instantiating linked block 'mysys/Replicate' :  
  Replicate block (mask) does not have a parameter named  
  'StatNumberDeparted'.
```

Also, simulating that model under V1.0 causes the block to exhibit its V1.0 behavior, which is to omit a **#d** output signal and to replicate the arriving entity only when all entity output ports are not blocked. Saving the model in V1.0 prevents the warnings from reappearing in V1.0 but also causes the block to exhibit its V1.0 behavior if you later open the model in V1.1.

Version 1.0 (R14SP3+) SimEvents Software

This table summarizes what's new in Version 1.0 (R14SP3+):

New Features and Changes	Version Compatibility Considerations	Fixed Bugs and Known Problems
Yes Details below	Not applicable	Bug Reports

New features introduced in this version are described here.

Introduction to SimEvents

SimEvents software extends Simulink software with tools for modeling and simulating discrete-event systems using queues and servers. With SimEvents software you can create a discrete-event simulation model to simulate the passing of entities through a network of queues, servers, gates, and switches based on events. The software provides an integrated environment for modeling hybrid dynamic systems containing continuous-time, discrete-time, and discrete-event components.

A key concept that SimEvents software adds to the Simulink environment is that of *entities*, which are discrete items of interest in a discrete-event simulation. For example, entities could represent messages to be communicated or parts to be assembled. Entities can carry data in one or more scalar structures called *attributes*. For example, attributes could represent destinations of messages or dimensions of parts.

The libraries in SimEvents software contain blocks that can

- Create entities
- Store entities in a queue
- Serve or delay entities
- Forbid or allow entities to depart, depending on specified criteria
- Manipulate the paths on which entities travel
- Attach data or timers to entities

- Create plots using data from entities or statistics gathered during simulation
- Manipulate or generate discrete events that can affect the behavior of blocks and entities
- Control the simulation timing in situations where event-driven behavior and time-driven behavior interact

Compatibility Summary for SimEvents Software

This table summarizes new features and changes that might cause incompatibilities when you upgrade from an earlier version, or when you use files on multiple versions. Details are provided in the description of the new feature or change.

Version (Release)	New Features and Changes with Version Compatibility Impact
<p>Latest Version V4.1 (R2012a)</p>	<p>See the Compatibility Considerations subheading for each of these new features or changes:</p> <ul style="list-style-type: none"> • “New Configuration Parameter for Prevention of Implicit Event Duplication” on page 4 • “Support for Fixed-Step Solvers” on page 5 • “Gateway Blocks Support Buses” on page 7 • “Enhanced Support for Simulink Subsystems” on page 8 • “Changed Use of Event Priority Parameter” on page 9 • “New Blocks” on page 10 • “Changes to Block Parameters” on page 10
<p>V4.0 (R2011b)</p>	<p>See the Compatibility Considerations subheading for each of these new features or changes:</p> <ul style="list-style-type: none"> • “Major Changes to Discrete-Event Modeling” on page 13

Version (Release)	New Features and Changes with Version Compatibility Impact
	<ul style="list-style-type: none"> • “Change in Entity Arrivals at Empty Queue” on page 17 • “Arrival of Entity Placed at Head of Queue” on page 18 • “Discrete Event Signal to Workspace Block Records Initial Value” on page 20 • “Statistical Output Signals Have Updates Throughout Simulation” on page 20 • “Configuration Parameter Race Condition Detection Changes” on page 21 • “Block, Event, and Entity Identifiers” on page 21 • “Set Attribute and Get Attribute Blocks Can Process at Most 32 Attributes” on page 22 • “Change in Execution Order of Simultaneous Events with Same Priorities” on page 23 • “New Blocks Do Not Support Accelerator Mode” on page 23 • “Blocks Being Removed” on page 25 • “Functions Being Removed” on page 26
V3.1.2 (R2011a)	None
V3.1.1 (R2010b)	None

Version (Release)	New Features and Changes with Version Compatibility Impact
V3.1 (R2010a)	<p>See the Compatibility Considerations subheading for each of these new features or changes:</p> <ul style="list-style-type: none"> • “Block Operations Information in Debugger” on page 30 • “Changes in Behavior of Pending Entity Signals” on page 31 • “Parameters and Parameter Values Being Removed” on page 36
V3.0 (R2009b)	None
V2.4 (R2009a)	<p>See the Compatibility Considerations subheading for each of these new features or changes:</p> <ul style="list-style-type: none"> • “Event Logging Options Removed from Configuration Parameters Dialog Box” on page 41 • “Discrete Event Signal to Workspace Block Clarifies Timing” on page 43
V2.3 (R2008b)	None
V2.2 (R2008a)	None

Version (Release)	New Features and Changes with Version Compatibility Impact
V2.1 (R2007b)	<p>See the Compatibility Considerations subheading for each of these new features or changes:</p> <ul style="list-style-type: none"> • “Processing Events Via the Event Calendar Instead of Immediately” on page 55 • “Enhanced Support for Multiple Simultaneous Transitions in Switches and Gate” on page 57
V2.0 (R2007a)	<p>See the Compatibility Considerations subheading for each of these new features or changes:</p> <ul style="list-style-type: none"> • “Attributes Support Multidimensional Values” on page 60 • “Timeout Feature Establishes Entity Time Limits” on page 61 • “Output Switch Block Options for Storage and Initial Condition” on page 63

Version (Release)	New Features and Changes with Version Compatibility Impact
V1.2 (R2006b)	<p>See the Compatibility Considerations subheading for each of these new features or changes:</p> <ul style="list-style-type: none"> • “Event Translation Block Supports Delay from a Signal” on page 70 • “Routing Blocks Support Unlimited Entity Ports” on page 71 • “Initial Outputs of SimEvents Blocks” on page 72 • “History Options and Other Changes in Scope Blocks” on page 74 • “Parameters for Lognormal Distribution” on page 75 • “Livelock Detection” on page 76
V1.1 (R2006a)	<p>See the Compatibility Considerations subheading under “Replicate Block Supports Partial Replication” on page 77.</p>
V1.0 (R14SP3+)	<p>Not applicable</p>